



lumini Solucoes em Iluminacao LTDA
www.lumini.com.br
Email: laboratorio@lumini.com.br
Tel: +55 11 3437-5555 Fax: +55 11 3437-5555
Address: Rua Ferreira Viana, 716 - Socorro - São Paulo/SP

LumCAT:

Luminaire: focus sm r e tr fm

LampCAT: modulo led tr 9W 2700K irc 90

Ballast type:

Report No:

Voltage(V): 127.0000

Test No:

Current(A): 0.0730

Number of Lamps: 1

Power (W): 8.3800

Lamp flux(lm): 525.0

PF: 0.9300

Length(mm): 55

Width(mm): 55

Phm Type: C

Height(mm): 0

Photometric Results

Lumens(lm): 333.37, Efficiency(%): 63.50% , Luminous Efficacy(lm/W): 39.78

Central intensity(cd): 573.808, Maximum intensity(cd): 573.808

Angle of maximum intensity: $C=0.0$ $\gamma=0.0$

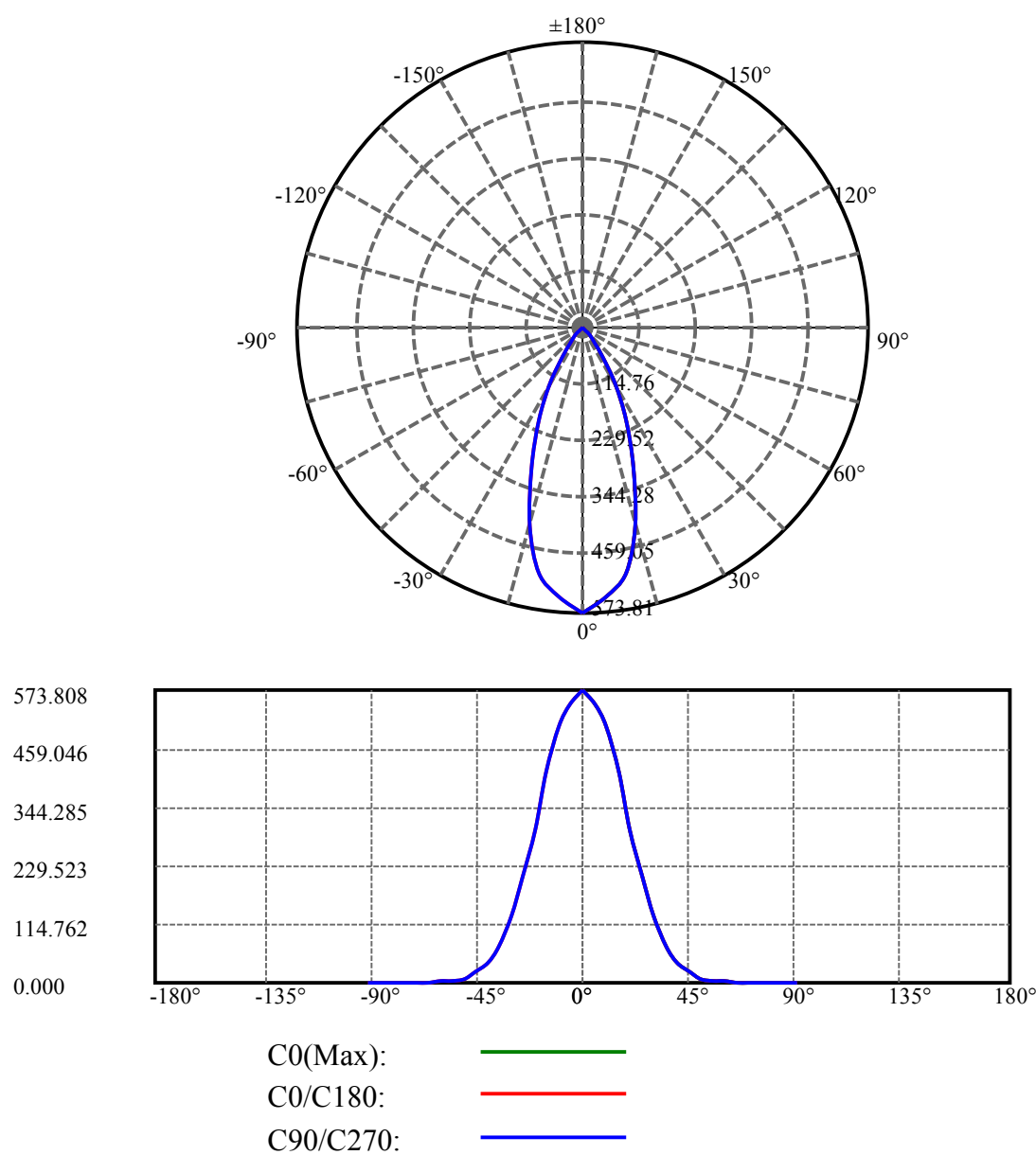
Beam angle of C0 plane : 41.40

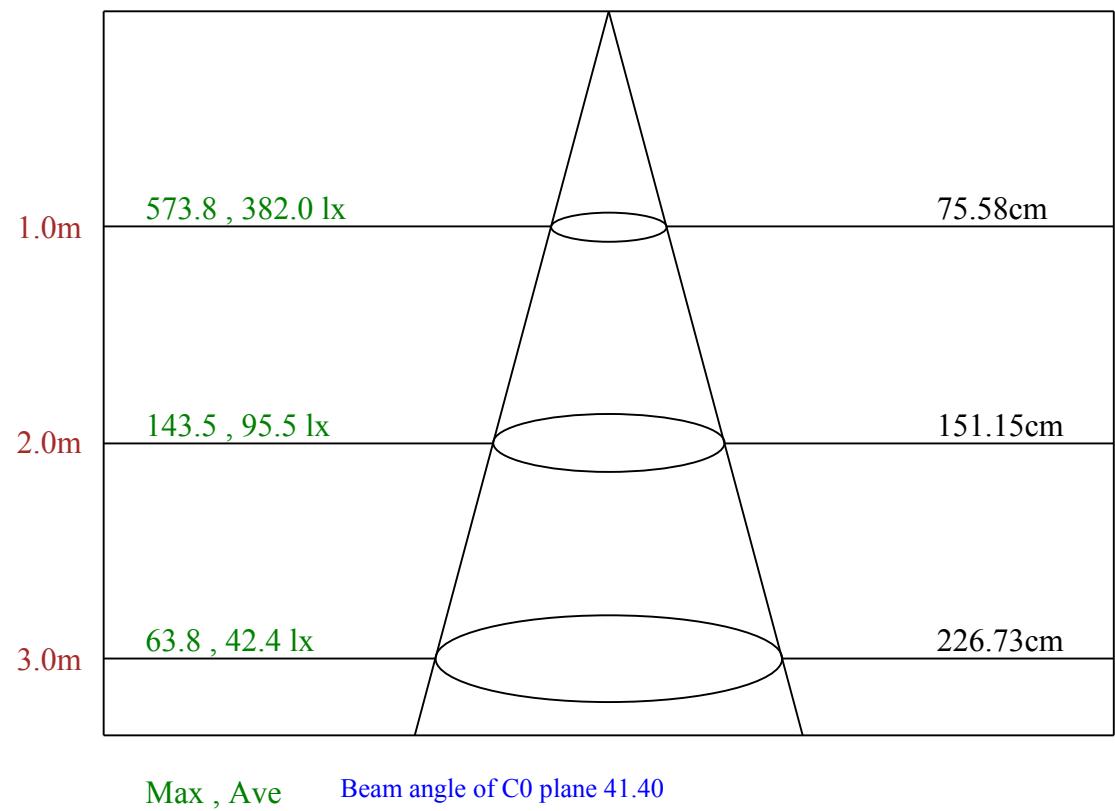
Aveage BeamAngle(IEC 61341):41.40

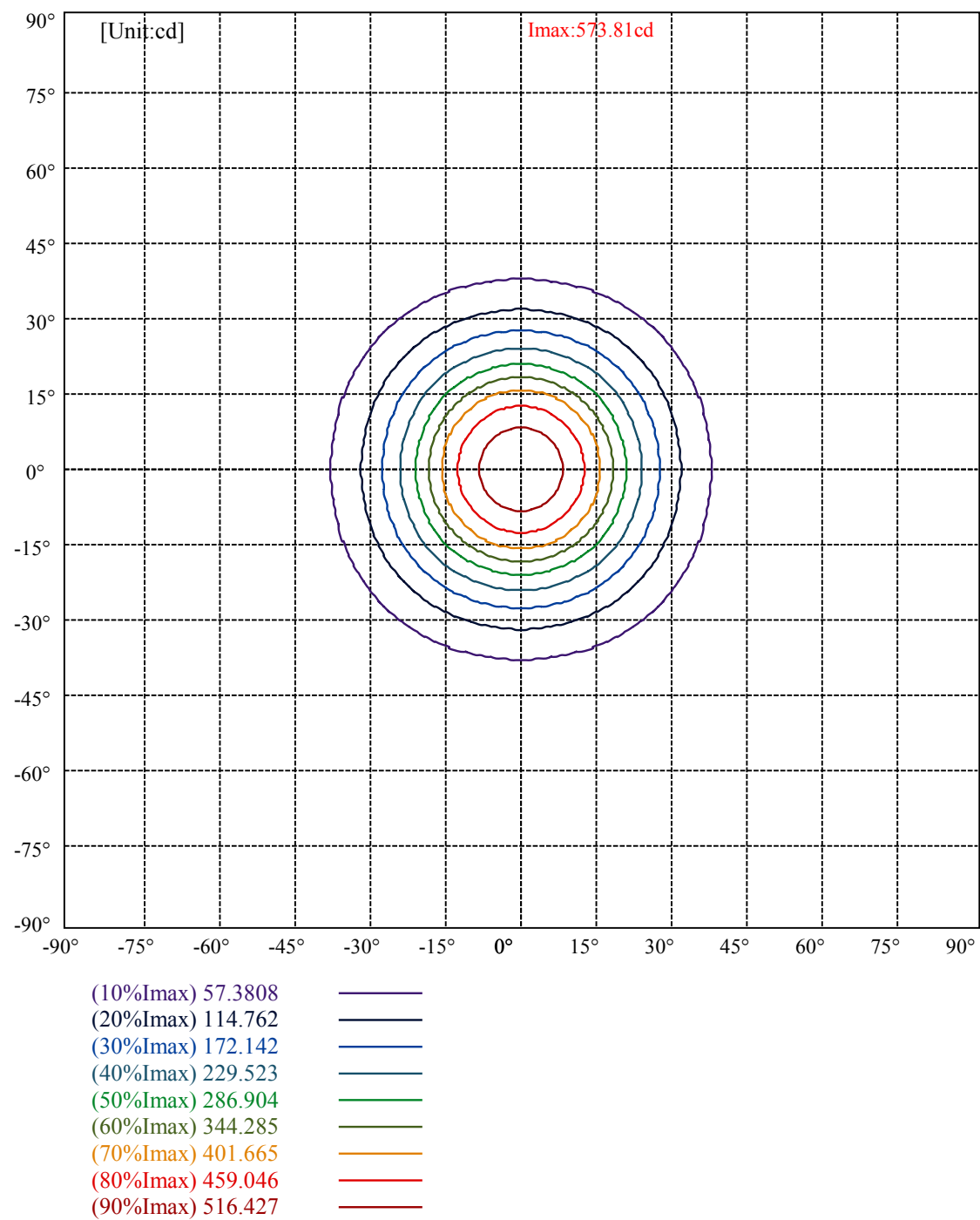
Equipment: equipamento lumini
Temperature(°C): 25.0

Date: 11/29/2023
Humidity(%): 55.0%

Operator: 01
Distance(m): 6.90







Luminance Limiting Curve(no luminous side)

Appendix Page: 5 Total:6

Luminance Table

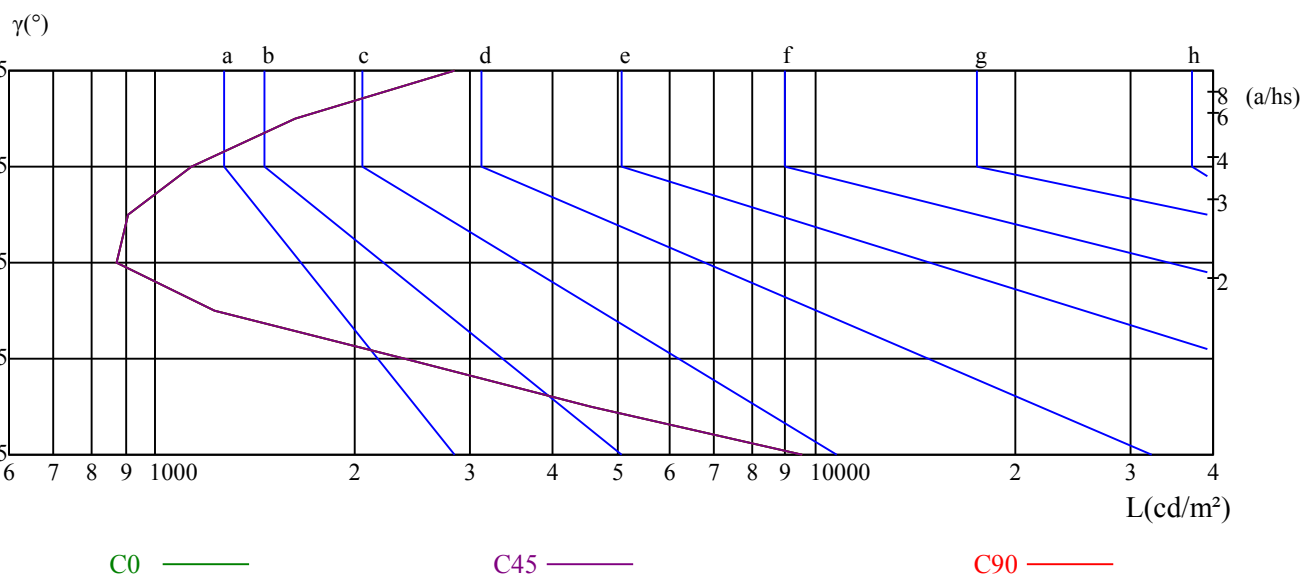
γ	45	50	55	60	65	70	75	80	85
C0	9549	4563	2384	1232	871	909	1133	1631	2844
C45	9549	4563	2384	1232	871	909	1133	1631	2844
C90	9549	4563	2384	1232	871	909	1133	1631	2844

L(Hor)(65)	L(Ver)(65)	L45(65)	L(Hor)(75)	L(Ver)(75)	L45(75)	L(Hor)(85)	L(Ver)(85)	L45(85)
871	871	871	1133	1133	1133	2844	2844	2844

Glare Table

Glare	Quality	Service Values Illuminance(lx)							
1.15	A	2000	1000	500	<=300				
1.5	B		2000	1000	500	<=300			
1.85	C			2000	1000	500	<=300		
2.2	D				2000	1000	500	<=300	
2.55	E					2000	1000	500	<=300
		a	b	c	d	e	f	g	h

Luminance Limiting Curve



Equipment: equipamento lumini
Temperature($^{\circ}$ C): 25.0

Date: 11/29/2023
Humidity(%): 55.0%

Operator: 01
Distance(m): 6.90

Illumination assessment according UGR											
Rf of Ceiling	70	70	50	50	30	70	70	50	50	30	
Rf of Wall	50	30	50	30	30	50	30	50	30	30	
Rf of Floor	20	20	20	20	20	20	20	20	20	20	
Room dimensions		Viewed crosswise					Viewed endwise				
X	Y										
2H	2H	16.24	17.22	16.60	17.53	17.85	18.26	19.24	18.62	19.55	19.86
	3H	16.06	16.93	16.45	17.27	17.61	18.06	18.93	18.45	19.27	19.62
	4H	15.98	16.79	16.38	17.14	17.51	17.98	18.78	18.38	19.13	19.50
	6H	15.94	16.68	16.36	17.05	17.45	17.91	18.65	18.33	19.02	19.42
	8H	15.91	16.61	16.33	16.99	17.40	17.86	18.56	18.28	18.95	19.35
	12H	15.90	16.56	16.32	16.95	17.37	17.82	18.49	18.25	18.88	19.30
4H	2H	15.97	16.78	16.37	17.13	17.50	17.96	18.77	18.37	19.12	19.49
	3H	15.77	16.44	16.20	16.84	17.25	17.74	18.41	18.17	18.81	19.23
	4H	15.74	16.31	16.18	16.74	17.19	17.69	18.27	18.13	18.69	19.14
	6H	15.68	16.19	16.15	16.64	17.10	17.60	18.11	18.07	18.56	19.01
	8H	15.69	16.17	16.18	16.63	17.10	17.58	18.05	18.07	18.51	18.99
	12H	15.75	16.19	16.24	16.64	17.16	17.59	18.03	18.08	18.48	19.00
8H	4H	15.56	16.03	16.05	16.49	16.97	17.50	17.98	17.99	18.43	18.91
	6H	15.54	15.92	16.04	16.40	16.91	17.42	17.81	17.93	18.29	18.80
	8H	15.64	15.96	16.17	16.49	16.98	17.47	17.80	18.01	18.32	18.82
	12H	15.77	16.02	16.31	16.53	17.06	17.53	17.78	18.07	18.29	18.82
12H	4H	15.52	15.95	16.01	16.41	16.93	17.46	17.89	17.95	18.34	18.86
	6H	15.55	15.87	16.08	16.39	16.89	17.42	17.74	17.95	18.27	18.76
	8H	15.63	15.88	16.18	16.40	16.92	17.45	17.70	17.99	18.22	18.74
Variation with the observer position at spacings:											
S = 1.0H		4.3/-7.7					4.3/-7.7				
S = 1.5H		6.8/-8.3					6.8/-8.3				
S = 2.0H		8.6/-7.4					8.6/-7.4				
Standard tables:		BK1					BK1				
Uncorrected UGR		-3.3					-3.3				

依据CIE Publ. 117 计算 UGR, S/H = 0.25